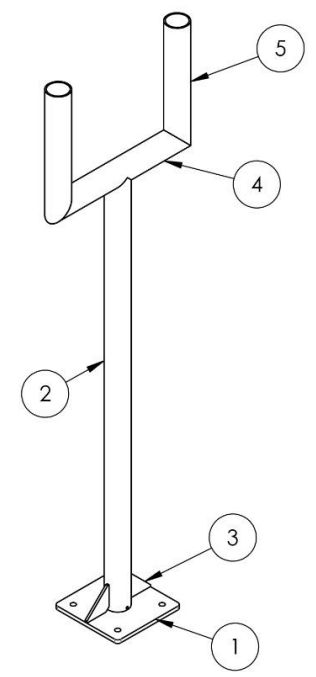
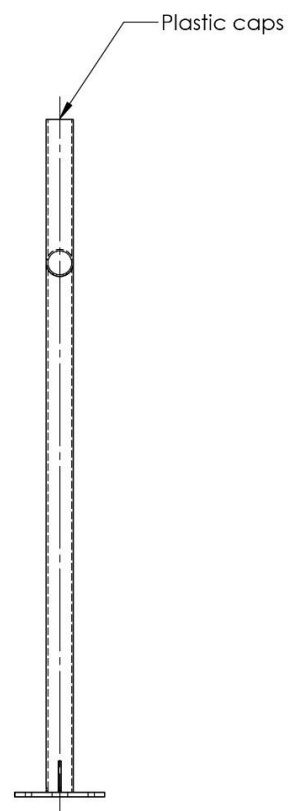
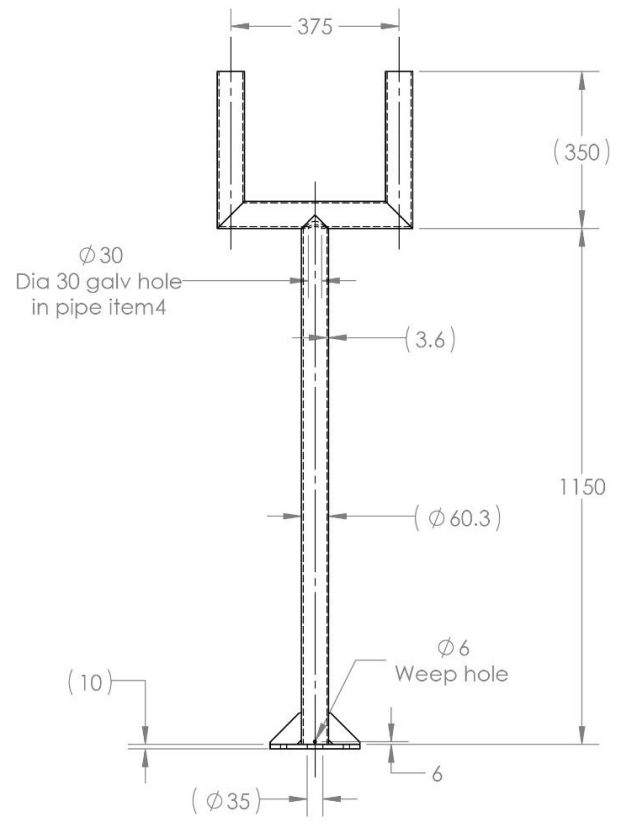
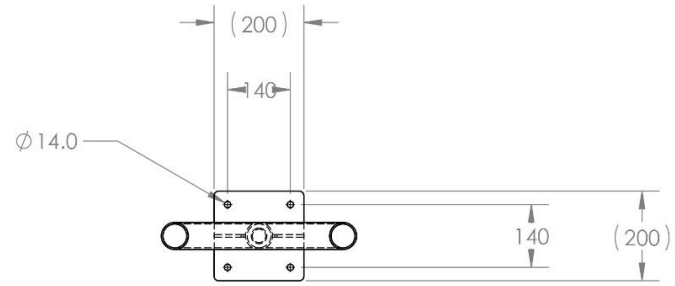


REVISIONS					
REV.	DESCRIPTION	RFC	DATE	AUTHOR	CHECKED BY
A	Released for manufacture		23/04/2018		
B	Base plate size changed, galv hole added		10/05/2018		



ALL WELDING CONTINUOUS 6mm FILLET WELD UNLESS SPECIFIED OTHERWISE


ITEM NO.	MATERIAL	DESCRIPTION	LENGTH	QTY.
1	BHP - 300 PLUS	200x10 FL	200	1
2	AS 1163-350	60.3x3.6 CHS	1180.2	1
3	BHP - 300 PLUS	70x6 Profile plate	70	2
4	AS 1163-350	60.3x3.6 CHS	435.3	1
5	AS 1163-350	60.3x3.6 CHS	350	2

DO NOT SCALE DRAWING UNLESS OTHERWISE SPECIFIED: DIMENSIONS ARE IN MILLIMETERS

TOLERANCES:  
 0 DEC ± 2.0  
 1 DEC ± 1.0  
 2 DEC ± 0.5  
 ANGULAR: ± 2.0°



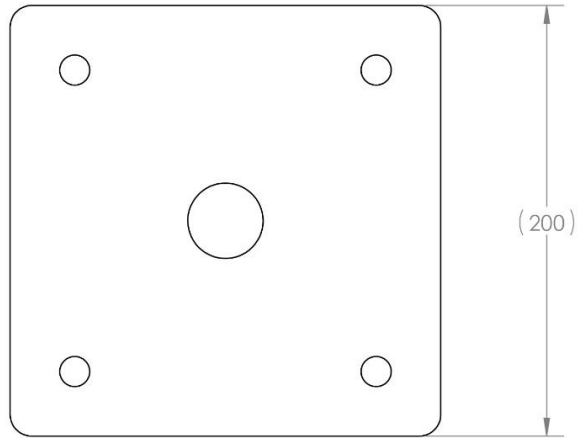
	NAME	DATE	SIGNATURE
DRAWN	R.P	23/04/18	
CHECK'D	J.R	23/04/18	
APP'VD	-	23/04/18	

  
 FINISH:  
 HOT DIP GALV (HDG) TO  
 AS/NZS 4680, ISO 1461  
 DEBUR AND BREAK SHARP EDGES

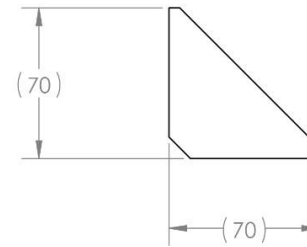
PROJECT:	E4796	A3
TITLE:	Double instrument support	
DRAWING NO.	E4796-002	REV. B

PART/ASSEMBLY WEIGHT: 14.10

SHEET 1 OF 2



**Item 1 - 10mm profile plate**



**Item 3 - 6mm profile plate**

DO NOT SCALE DRAWING  
UNLESS OTHERWISE SPECIFIED:  
DIMENSIONS ARE IN MILLIMETERS

TOLERANCES:  
0 DEC ± 2.0  
1 DEC ± 1.0  
2 DEC ± 0.5  
ANGULAR: ± 2.0\*



	NAME	DATE	SIGNATURE
DRAWN		23/04/18	
CHECK'D		23/04/18	
APP'VD	-	23/04/18	

MATERIAL:  
AS PER REQUIREMENTS ON  
ORDER FORM AND  
DRAWING No.  
'EZYSTRUT MATERIAL SPEC'

HOT DIP GALV (HDG) TO  
AS/NZS 4680, ISO 1461

DEBUR AND BREAK SHARP EDGES

PROJECT: **E4796** A3

TITLE: **Double instrument support**

DRAWING NO. **E4796-002** REV. **B**